

Secondary Port Calculations

Standard Port:

Secondary Port:

Date:

Standard Port Tides		
HW or LW	Time (UT)	Height

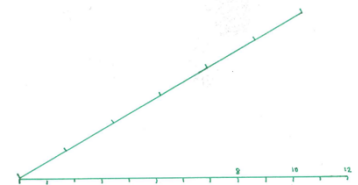
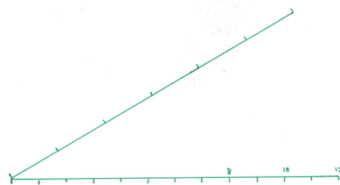
Secondary Port Tides			
HW or LW	Time (UT)	Time (DST)	Height

High Waters

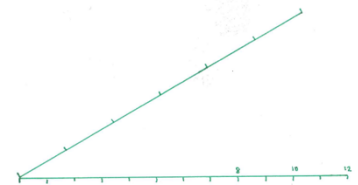
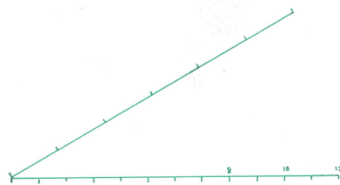
1st Tide

2nd Tide

Time Adjustment	



Height Adjustment	

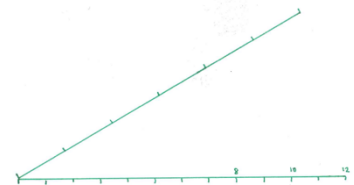
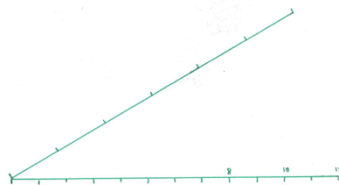


Low Waters

1st Tide

2nd Tide

Time Adjustment	



Height Adjustment	

