


# Navigation Lights and Shapes

## Quick Quiz



**Power Driven Vessel  
Underway, probably  
over 50m, Starboard  
side to**



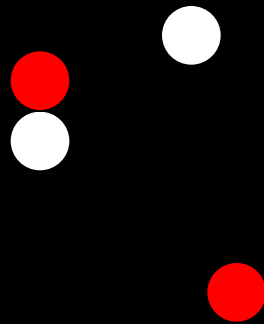
Vessels under 50m do not have to show two masthead lights but may choose to.

The forward masthead light is the lower of the two.



**Fishing Vessel (other than trawling), Probably over 50m, Port side to**

**All-round Red over White plus the normal lights of as power driven vessel**



**Power Driven Vessel  
Underway, under 50m,  
Starboard side to.**

Yellow Flashing Light  
Signifies a Hover Craft in  
non-displacement mode




## Sailing Vessel Underway, port side to.

If the sailing vessel is under 20m the lights can be combined into a Tri-colour masthead light




# Vessel Aground

Vessels under 12m do not need to display this signal



**Sailing Vessel  
Underway, head on  
showing optional all-  
round lights**

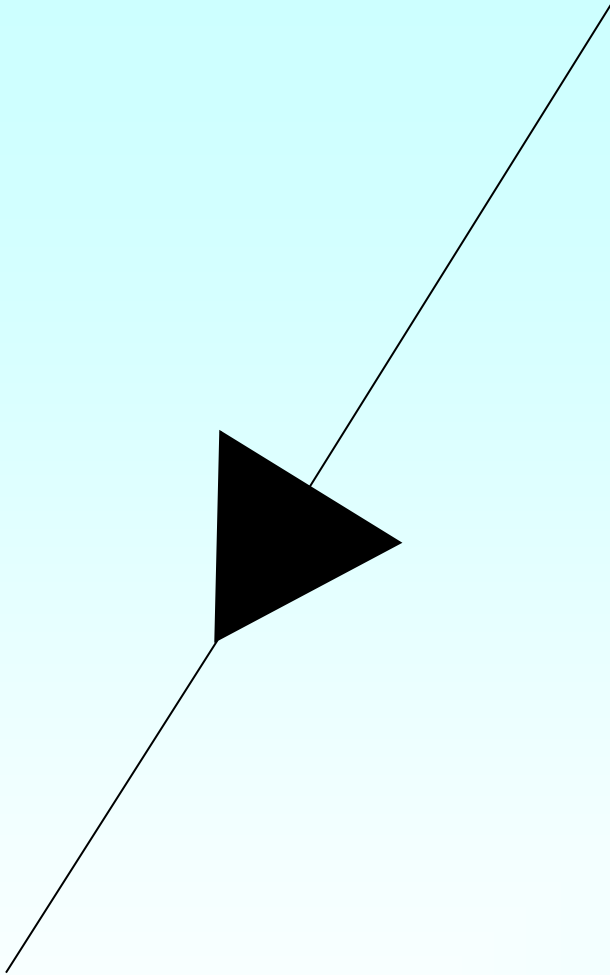


**These lights must be  
used with side and stern  
lights (not Tri-colour)**



**A sailing vessel shows  
this in its rigging what  
does it mean?**

It is motor sailing and  
should be considered as  
a power driven vessel



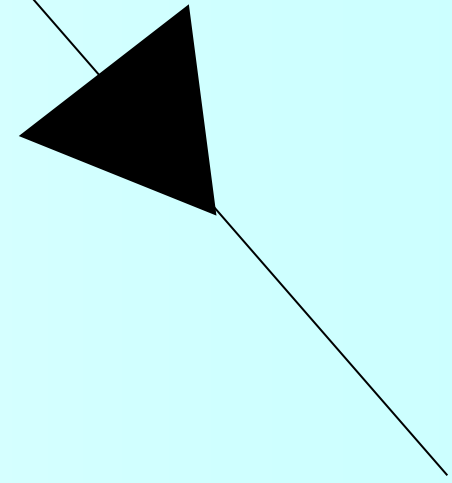
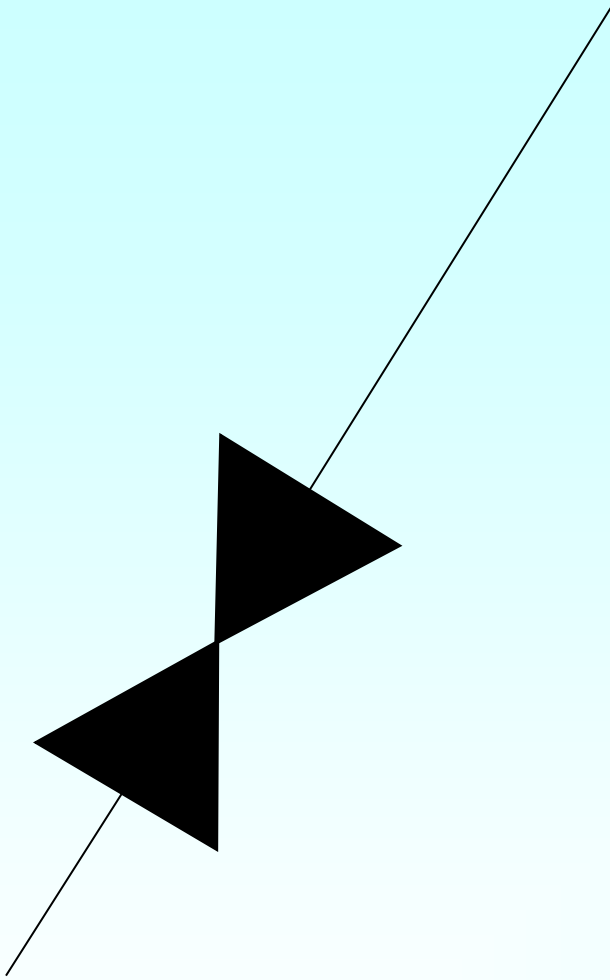


A fishing vessel engaged  
in fishing




A fishing vessel engaged in fishing

With gear in the water 150m in the directions of the triangle



**Boat aground over 50m**

**White light as for vessel  
at anchor plus two all-  
round red lights  
vertically above each  
other**




**Fishing Vessel (other than trawling), Probably over 50m, Head On**



**All-round Red over White plus the normal lights of as power driven vessel**






Pilot Vessel on  
duty



Vessel not under  
command, stopped



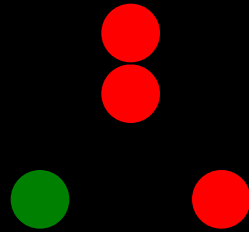
**Power Driven Vessel  
Underway, under 50m,  
port side to.**



Vessels under 50m only  
have to show one  
masthead light but may  
choose to show two



**Vessel not under  
command, underway,  
under 50m**

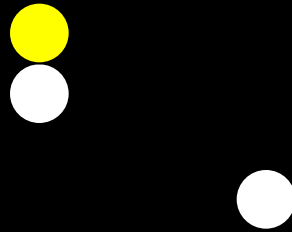




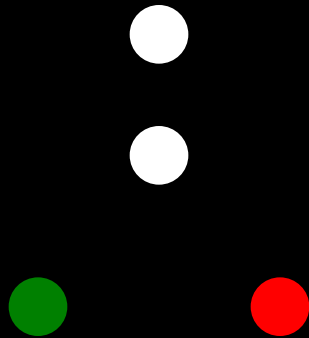
**Vessel with Tow, Stern to**

**The towing vessel shows an extra yellow stern light above the white stern light**

**The tow shows a single stern light**



**Power Driven Vessel  
Underway, probably  
over 50m, head on**

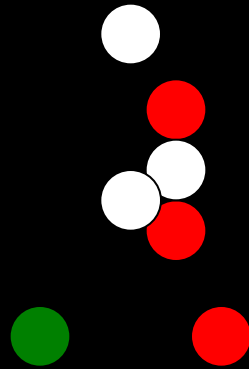


Vessels under 50m do not have to show two masthead lights but may choose to.


The forward masthead light is the lower of the two.



**Vessel Restricted in  
their ability to  
manoeuvre, probably  
over 50m, head on**




**Vessel Restricted in  
their ability to  
manoeuvre, probably  
over 50m, starboard  
side to**



**Boat aground under  
50m**

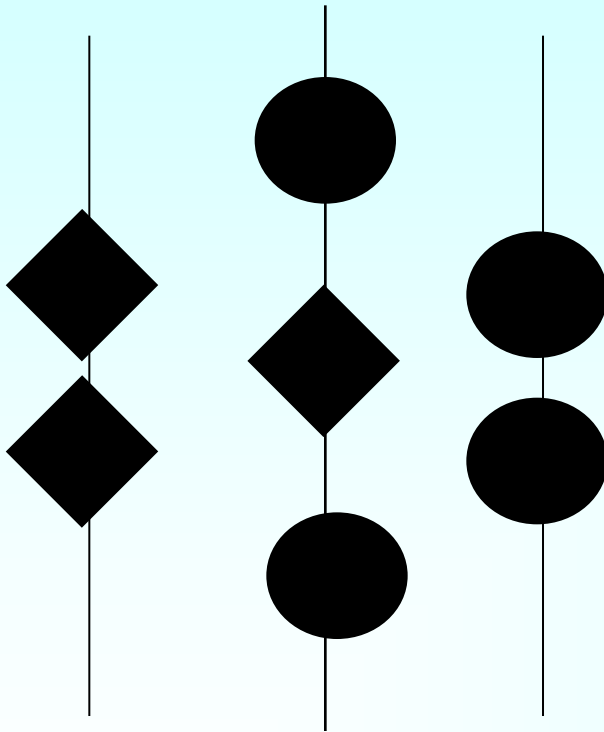
**White light as for vessel  
at anchor plus two all-  
round red lights  
vertically above each  
other**



# Vessel Restricted in their Ability to Manoeuvre

Engaged in underwater operations

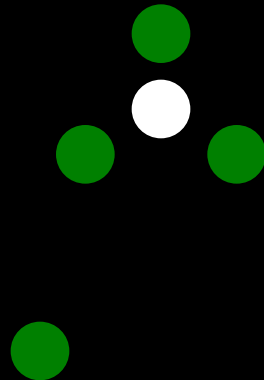
Safe to pass on the side with the diamonds



**Vessel Engaged in Mine Clearance Operations,  
starboard side to**


**Three all-round green lights plus the normal  
lights for a power driven  
vessel**

**Do not approach within  
1000m**



**Power Driven Vessel  
Underway, probably  
over 50m, port side to.**

**Constrained by Draught**





**Fishing Vessel (other than trawling), Not Making Way**

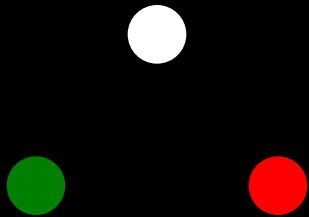



**All-round Red over White plus the normal lights of as power driven vessel**



**Power Driven Vessel  
Underway, under 50m,  
head on.**

Vessels under 50m only  
have to show one  
masthead light but may  
choose to show two.

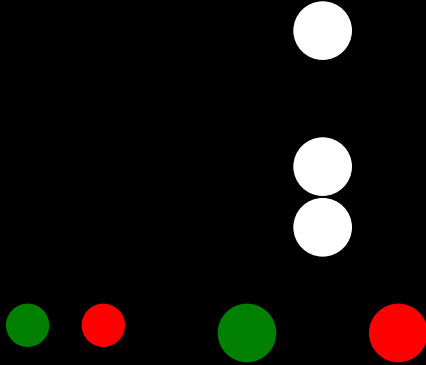




I have a diver in  
the water

Rigid replica of the  
International Code  
Flag "A" not less than  
1 metre in height





**Vessel with Tow, Probably greater than 50m, Head On, Tow less than 200m**

**The tow is measured from the stern of the towing vessel to stern of the tow**

**The towing vessel shows **two** mast head visible from the bow to 22.5 degrees behind the beam plus side lights**

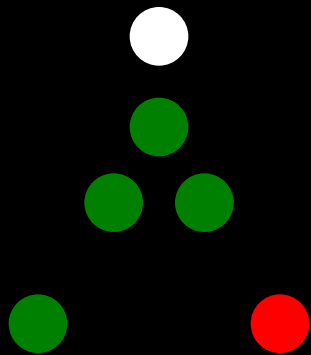
**The tow shows side lights**



**Vessel Engaged in Mine Clearance Operations, head on**

**Three all-round green lights plus the normal lights for a power driven vessel**

**Do not approach within 1000m**



## **Stern Light**

**Boat under 7m and  
speed less than 7 knots**


**Boat at anchor under  
50m**



**Note: white lights  
(particularly when they  
are high up) can be seen  
further than “coloured”  
lights**

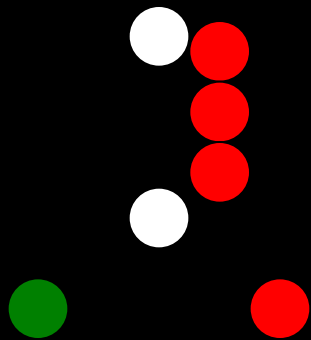


# Vessel Not Under Command



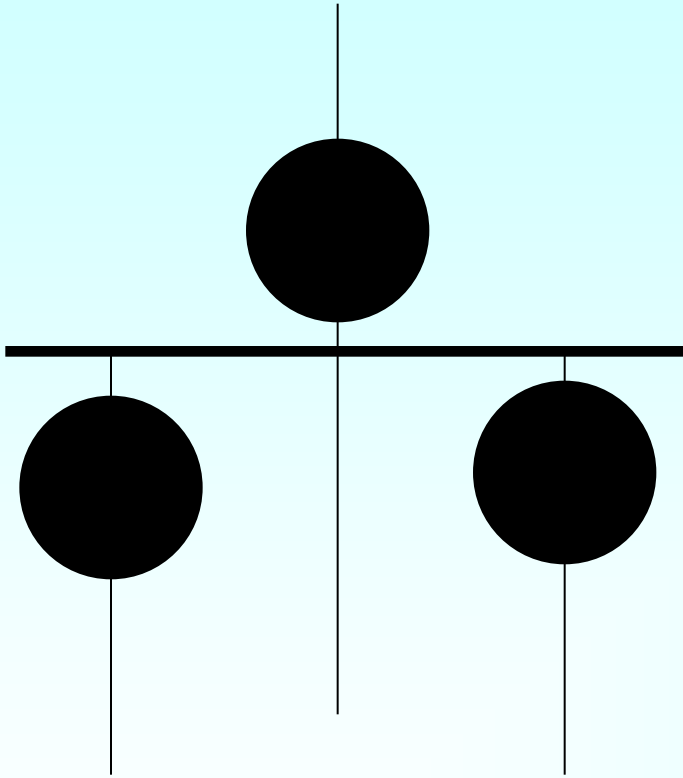
**Power Driven Vessel  
Underway, probably  
over 50m, head on.**

**Constrained by Draught**

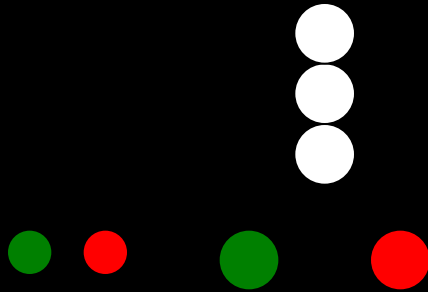




# Vessel engaged in Mine Clearance Operations



**Vessel with Tow, Less than 50m, Head On, Tow greater than 200m**




**The tow is measured from the stern of the towing vessel to stern of the tow**

**The towing vessel shows **two** mast head visible from the bow to 22.5 degrees behind the beam plus side lights**

**The tow shows side lights**



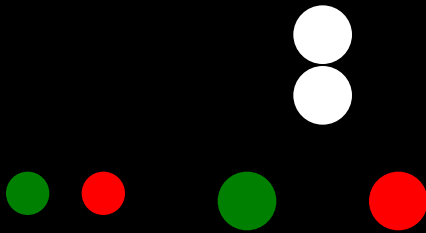
**Sailing Vessel  
Underway, stern to  
showing optional all-  
round lights**



**These lights must be  
used with side and stern  
lights (not Tri-colour)**



**Vessel with Tow, Less than 50m, Head On, Tow less than 200m**



**The tow is measured from the stern of the towing vessel to stern of the tow**

**The towing vessel shows **two** mast head visible from the bow to 22.5 degrees behind the beam plus side lights**

**The tow shows side lights**




**Fishing Vessel Trawling,  
Probably over 50m,  
Head On**



**All-round Green over  
White plus the normal  
lights of as power driven  
vessel**



**Sailing Vessel  
Underway, port side to  
showing optional all-  
round lights**




**These lights must be  
used with side and stern  
lights (not Tri-colour)**



**Boat at anchor over 50m  
(2 all-round white lights)**

**The forward of the two  
lights is the higher**



## Sailing Vessel Underway, head on.

If the sailing vessel is under 20m the lights can be combined into a Tri-colour masthead light







**Sailing Vessel  
Underway, Starboard  
side to.**

If the sailing vessel is  
under 20m the lights can  
be combined into a Tri-  
colour masthead light




# Vessel with Tow

Tow greater than 200m



**Sailing Vessel  
Underway, Starboard  
side to showing optional  
all-round lights**

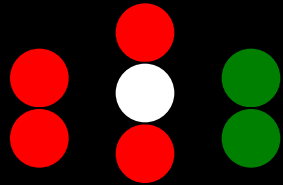


**These lights must be  
used with side and stern  
lights (not Tri-colour)**



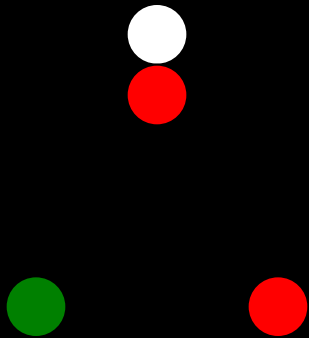
**Vessel Restricted in  
their ability to  
manoeuvre, engaged in  
underwater operations**

**Safe to pass on the side  
with two green lights**




**Pilot Vessel on Duty,  
Head On**

**All-round White over  
Red plus the normal  
lights of as power driven  
vessel**



# Vessel Restricted in their Ability to Manoeuvre



**Pilot Vessel on Duty,  
Starboard Side to**

**All-round White over  
Red plus the normal  
lights of as power driven  
vessel**



**Fishing Vessel (other than trawling), Stern To**


**All-round Red over White plus the normal lights of as power driven vessel**






**Pilot Vessel on Duty,  
Port side to**

**All-round White over  
Red plus the normal  
lights of as power driven  
vessel**





## Vessel Constrained by Draught

**Note:** these will often be small relative to the size of the vessel



**Pilot Vessel on Duty,  
Stern To**

**All-round White over  
Red plus the normal  
lights of as power driven  
vessel**

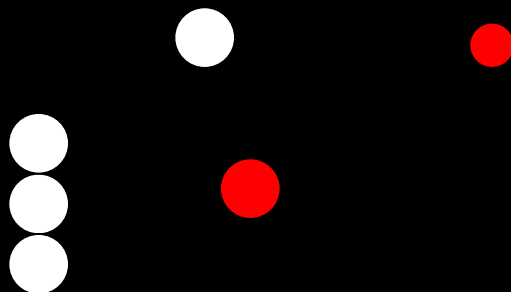


**Vessel with Tow, Greater than 50m, Port Side To, Tow greater than 200m**

**The tow is measured from the stern of the towing vessel to stern of the tow**

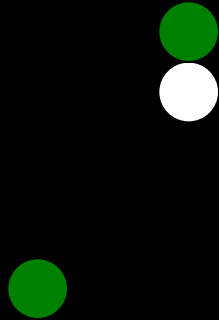
**The towing vessel shows **three** mast head visible from the bow to 22.5 degrees behind the beam plus side lights**

**The tow shows side lights**



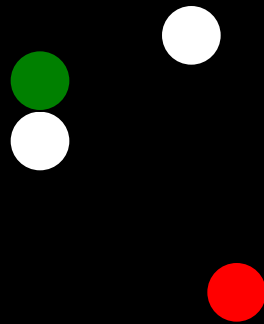
**Fishing Vessel Trawling,  
Starboard side to**

**All-round Green over  
White plus the normal  
lights of as power driven  
vessel**



**Fishing Vessel Trawling,  
Probably over 50m, Port  
side to**


**All-round Green over  
White plus the normal  
lights of as power driven  
vessel**



## Fishing Vessel Trawling, Stern To

All-round Green over  
White plus the normal  
lights of as power driven  
vessel





# Vessel At Anchor





**Vessel with Tow, Less than 50m, Starboard Side To, Tow less than 200m**



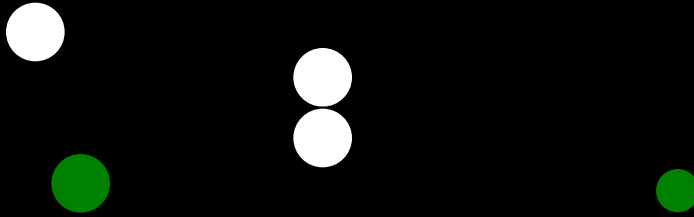
**The tow is measured from the stern of the towing vessel to stern of the tow**

**The towing vessel shows **two** mast head visible from the bow to 22.5 degrees behind the beam plus side lights**

**The tow shows side lights**



Vessel, Probably greater than 50m, Starboard Side To, Long pushing another vessel



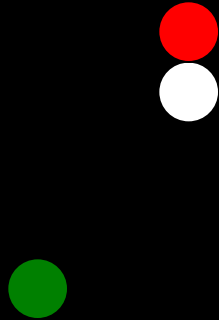
The towing vessel shows **two** mast head visible from the bow to 22.5 degrees behind the beam plus side lights

The tow shows side lights

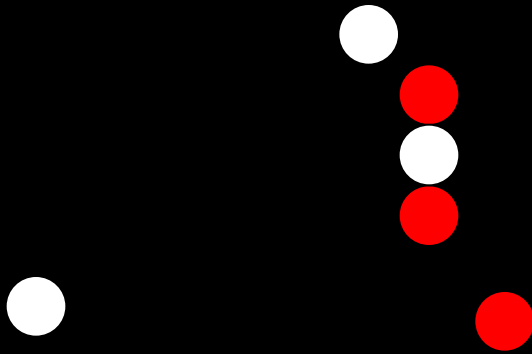


**Fishing Vessel (other  
than trawling),  
Starboard side to**

**All-round Red over  
White plus the normal  
lights of as power driven  
vessel**




**Vessel Restricted in  
their ability to  
manoeuvre, probably  
over 50m, port side to**



**Power Driven Vessel  
Underway, probably  
over 50m, port side to.**

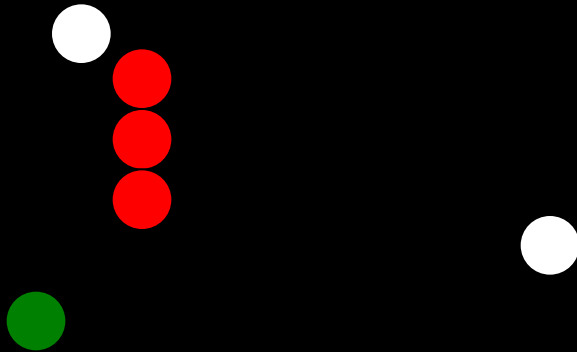
Vessels under 50m do not  
have to show two  
masthead lights but may  
choose to.

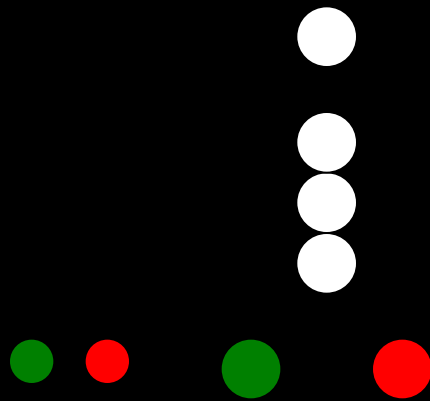
The forward masthead  
light is the lower of the  
two.



**Power Driven Vessel  
Underway, probably  
over 50m, starboard  
side to.**

**Constrained by Draught**





Vessel with Tow, Probably greater than 50m, Head On, Tow greater than 200m

The tow is measured from the stern of the towing vessel to stern of the tow

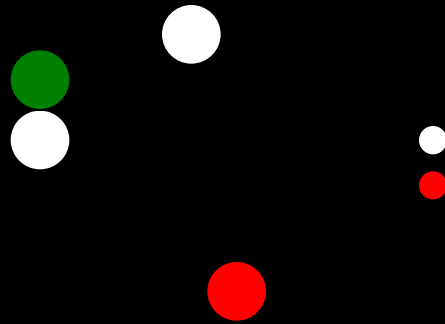
The towing vessel shows **three** mast head visible from the bow to 22.5 degrees behind the beam plus side lights

The tow shows side lights



**Fishing Vessel Trawling,  
Probably over 50m, Port  
side to**

**Hauling Nets**






## Fishing Vessel Trawling, Stern To

All-round Green over  
White plus the normal  
lights of as power driven  
vessel



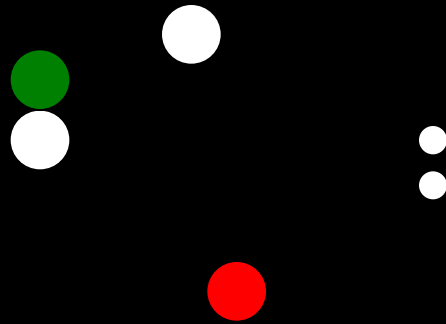
**Fishing Vessel Trawling,  
Port Side to**

**Purse Seine Fishing  
(two all-round yellow  
flashing lights),  
hampered by her gear,  
making way**



**Fishing Vessel Trawling,  
Probably over 50m, Port  
side to**

**Shooting its nets**



**Fishing Vessel Trawling,  
Probably over 50m, Port  
side to**

**With her nets fast upon  
an obstruction**

